

KINBOX

Professional Tool Cabinet Manufacturer



KINBOX

Professional Tool Cabinet Manufacturer



www.kinboxtools.com
Email: info@kinboxtools.com

Tel: 86-574-27831299 27831288 Fax: 86-574-27831296
Add: No. 1558 Jiangnan Road, Ningbo 315040, China.

K Ningbo Kinbox Tools Technology Co., Ltd.

2017

KINBOX

Professional Tool Cabinet Manufacturer



KINBOX- A professional manufacturer of tool cabinet

Our factory covers an area over 50,000 sqm which located in Cixi city near Beilun port, the main facilities include CNC punch, CNC folding machine, hundreds of punching equipment in various pressure, welding equipment, and full automatic line of powder coating, 2,000 sqm stereoscopic warehouse inside can store and deliver products efficiently.

KINBOX is specialized in tool trolley, tool cabinet, tool chest, workbench, shelf etc, widely used in the manufacture and maintainance market in automotive, aviation, electronic, and mechanical device, also with racing enthusiasts, home garage and DIYer.

KINBOX has a dedicated team of engineers and quality control system, through continuous innovation and strictly testing and inspection procedure to ensure the quality of product. We constantly offer product in innovative, practical and an excellent performance to the customers from worldwide.

KINBOX is willing to provide the reliable quality, competitive price and excellent service to clients over the world, and convinced that we will establish a long-term, honest and mutual beneficial cooperation with you.

ROLLER CABINET AND TOOL CHEST



0 SERIES
ROLLER CABINET
PAGE 1



3 SERIES
ROLLER CABINET
PAGE 13



2 SERIES
STAINLESS STEEL
PAGE 21



2 SERIES
CLASSIC
PAGE 39

ROLLER CABINET WITH TOOL SETS

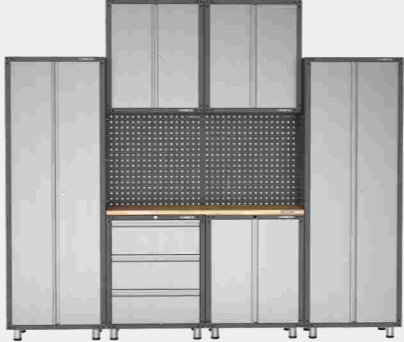


TOOL SET WITH
ROLLER CABINET
PAGE 45



TOOL MODULAR
SYSTEM
PAGE 55

MODULAR STORAGE SYSTEM FOR GARAGE



GARAGE STORAGE
COMBO
PAGE 63



GARAGE STORAGE
UNIT
PAGE 69

0 SERIES

HIGH PERFORMANCE ROLLER CABINET



0 SERIES

PLASTIC WORKTOP STANDARD ROLLER CABINET



01 Lock System

Centralized lock system supports more security to open&close whole drawers. Anti-tilt system gives one time one drawer can be opened only, to prevent the hurt by trolley dumping from the barycenter offset in the circumstance of several drawers opening at one time.

02 Plastic Worktop

The engineering plastic working bench is resistant to corrosion; The concave area prevents tools and accessories from slipping.

03 Aluminium alloy drawer handle

The drawer handle in aluminium alloy steel provides excellent appearance and great durability, much more freely to open and close with the extra

04 Ball-bearing Slide

By the ball-bearing slide equipped in the both side of drawers for smooth, mute and stability. Full extension for 100% open.

05 Self-locking System

Each drawer has the self-locking system, for auto returning without deliberate operation.

06 Epoxy Painted Coating

Welded body made from high quality steel plate ;The working surface has been dealt with powder coating which is resistance to corrosion;It can be customised by rich colors.

07 Variety Drawers

Equipped drawers with different depth for storing different objects and tools.

08 Casters

125mm diameter enables level out uneven ground surface, axis used in mute, high load capacity and smooth ball bearing device, has the brake and steering function.

09 Accessories Storage

The rectangle slot can be stored small accessories and the round hole can be inserted screwdrivers.

10 Soft Grip Handle

Full-width and integrated handle satisfies different using habit, and the feature of soft and concave make you comfortable and anti-slip.

11 Snug Body

Different from extruding traditionally, the handle has been inserted into body which looks snug and beautiful.

12 Bump Conner

The angles of protection can be generated buffer once bumping and avoid collision.

13 Lateral Panel

The sides can receive certain hanging and also extend features.



Item No.	01RS3P4	01RS3P6	01RS3P7	01RS3P8
Drawer:W535xD400xH55, 25Kg	4	3	5	6
Drawer:W535xD400xH125,35 Kg	0	2	1	2
Drawer:W535xD400xH195, 35Kg	0	1	1	0
Bumper Conner	●	●	●	●
Soft-Grip Handle	●	●	●	●
Plastic Worktop	●	●	●	●
Stainless Worktop	○	○	○	○
Ball Bearing Slide	●	●	●	●
Full Extension Slide	●	●	●	●
Aluminum Drawer Handle	●	●	●	●
Powder Coating Finishing	●	●	●	●
Central Lock	●	●	●	●
Interlock	●	●	●	●
Quick Release Self Lock	●	●	●	●
Caster with Brake	1	1	1	1
Caster Size (mm)	125x30	125x30	125x30	125x30
Hanging Mesh Board	10x10mm	10x10mm	10x10mm	10x10mm
Overall Product Size (mm)	W725xD465xH930	W725xD465xH930	W725xD465xH930	W725xD465xH930
Net Weight (Kg)	40	48	50	52
Gross Weight (Kg)	44	52	54	56
Package Size (mm)	W750xD490xH970	W750xD490xH970	W750xD490xH970	W750xD490xH970
40'Container Qty.	146	146	146	146

0 SERIES

STAINLESS STEEL WORKTOP STANDARD ROLLER CABINET



01 Lock System

Centralized lock system supports more security to open&close whole drawers. Anti-tilt system gives one time one drawer can be opened only, to prevent the hurt by trolley dumping from the barycenter offset in the circumstance of several drawers opening at one time.

02 Stainless Steel Worktop

Stainless steel worktop in more attractive, abrasion resistance and easy to clean.

03 Aluminium alloy drawer handle

The drawer handle in aluminium alloy steel provides excellent appearance and great durability, much more freely to open and close with the extra

04 Ball-bearing Slide

By the ball-bearing slide equipped in the both side of drawers for smooth, mute and stability. Full extension for 100% open.

05 Self-locking System

Each drawer has the self-locking system, for auto returning without deliberate operation.

06 Epoxy Painted Coating

Welded body made from high quality steel plate ;The working surface has been dealt with powder coating which is resistance to corrosion;It can be customised by rich colors.

07 Variety Drawers

Equipped drawers with different depth for storing different objects and tools.

08 Casters

125mm diameter enables level out uneven ground surface, axis used in mute, high load capacity and smooth ball bearing device, has the brake and steering function.

09 Accessories Storage

The rectangle slot can be stored small accessories and the round hole can be inserted screwdrivers.

10 Soft Grip Handle

Full-width and integrated handle satisfies different using habit,and the feature of soft and concave make you comfortable and anti-slip.

11 Snug Body

Different from extruding traditionally,the handle has been inserted into body which looks snug and beautiful.

12 Bump Conner

The angles of protection can be generated buffer once bumping and avoid collision.

13 Lateral Panel

The sides can receive certain hanging and also extend features.

Item No.	01RS3M4	01RS3M6	01RS3M7	01RS3M8
Drawer:W535xD400xH55, 25Kg	4	3	5	6
Drawer:W535xD400xH125,35 Kg	0	2	1	2
Drawer:W535xD400xH195, 35Kg	0	1	1	0
Bumper Conner	●	●	●	●
Soft-Grip Handle	●	●	●	●
Plastic Worktop	○	○	○	○
Stainless Worktop	●	●	●	●
Ball Bearing Slide	●	●	●	●
Full Extension Slide	●	●	●	●
Aluminum Drawer Handle	●	●	●	●
Powder Coating Finishing	●	●	●	●
Central Lock	●	●	●	●
Interlock	●	●	●	●
Quick Release Self Lock	●	●	●	●
Caster with Brake	1	1	1	1
Caster Size (mm)	125x30	125x30	125x30	125x30
Hanging Mesh Board	10x10mm	10x10mm	10x10mm	10x10mm
Overall Product Size (mm)	W725xD465xH930	W725xD465xH930	W725xD465xH930	W725xD465xH930
Net Weight (Kg)	42	50	52	54
Gross Weight (Kg)	46	54	56	58
Package Size (mm)	W750xD490xH970	W750xD490xH970	W750xD490xH970	W750xD490xH970
40'Container Qty.	146	146	146	146

0 SERIES

STAINLESS STEEL WORKTOP WIDER ROLLER CABINET



01 Lock System

Centralized lock system supports more security to open&close whole drawers. Anti-tilt system gives one time one drawer can be opened only, to prevent the hurt by trolley dumping from the barycenter offset in the circumstance of several drawers opening at one time.

02 Stainless Steel Worktop

Stainless steel worktop in more attractive, abrasion resistance and easy to clean.

03 Aluminium alloy drawer handle

The drawer handle in aluminium alloy steel provides excellent appearance and great durability, much more freely to open and close with the extra

04 Ball-bearing Slide

By the ball-bearing slide equipped in the both side of drawers for smooth, mute and stability. Full extension for 100% open.

05 Self-locking System

Each drawer has the self-locking system, for auto returning without deliberate operation.

06 Epoxy Painted Coating

Welded body made from high quality steel plate ;The working surface has been dealt with powder coating which is resistance to corrosion;it can be customised by rich colors.

07 Variety Drawers

Equipped drawers with different depth for storing different objects and tools.

08 Casters

125mm diameter enables level out uneven ground surface, axis used in mute, high load capacity and smooth ball bearing device, has the brake and steering function.

09 Accessories Storage

The rectangle slot can be stored small accessories and the round hole can be inserted screwdrivers.

10 Soft Grip Handle

Full-width and integrated handle satisfies different using habit,and the feature of soft and concave make you comfortable and anti-slip.

11 Snug Body

Different from extruding traditionally,the handle has been inserted into body which looks snug and beautiful.

12 Bump Conner

The angles of protection can be generated buffer once bumping and avoid collision.

13 Lateral Panel

The sides can receive certain hanging and also extend features.



Item No.	01RS4M6	01RS4M7	01RS4M8
Drawer:W710xD400xH55, 25Kg	3	5	6
Drawer:W710xD400xH125,35 Kg	2	1	2
Drawer:W710xD400xH195, 35Kg	1	1	0
Bumper Conner	●	●	●
Soft-Grip Handle	●	●	●
Plastic Worktop	○	○	○
Stainless Worktop	●	●	●
Ball Bearing Slide	●	●	●
Full Extension Slide	●	●	●
Aluminum Drawer Handle	●	●	●
Powder Coating Finishing	●	●	●
Central Lock	●	●	●
Interlock	●	●	●
Quick Release Self Lock	●	●	●
Caster with Brake	2	2	2
Caster Size (mm)	125x30	125x30	125x30
Hanging Mesh Board	10x10mm	10x10mm	10x10mm
Overall Product Size (mm)	W900xD465xH930	W900xD465xH930	W900xD465xH930
Net Weight (Kg)	56	58	60
Gross Weight (Kg)	61	63	65
Package Size (mm)	W925xD490xH970	W925xD490xH970	W925xD490xH970
40'Container Qty.	120	120	120

0 SERIES

STAINLESS STEEL WORKTOP HIGH CAPACITY ROLLER CABINET



01 Lock System

Centralized lock system supports more security to open&close whole drawers. Anti-tilt system gives one time one drawer can be opened only, to prevent the hurt by trolley dumping from the barycenter offset in the circumstance of several drawers opening at one time.

02 Stainless Steel Worktop

Stainless steel worktop in more attractive, abrasion resistance and easy to clean.

03 Aluminium alloy drawer handle

The drawer handle in aluminium alloy steel provides excellent appearance and great durability, much more freely to open and close with the extra

04 Ball-bearing Slide

By the ball-bearing slide equipped in the both side of drawers for smooth, mute and stability. Full extension for 100% open.

05 Self-locking System

Each drawer has the self-locking system, for auto returning without deliberate operation.

06 Epoxy Painted Coating

Welded body made from high quality steel plate ;The working surface has been dealt with powder coating which is resistance to corrosion;It can be customised by rich colors.

07 Variety Drawers

Equipped drawers with different depth for storing different objects and tools.

08 Casters

125mm diameter enables level out uneven ground surface, axis used in mute, high load capacity and smooth ball bearing device, has the brake and steering function.

09 Accessories Storage

The rectangle slot can be stored small accessories and the round hole can be inserted screwdrivers.

10 Soft Grip Handle

Full-width and integrated handle satisfies different using habit,and the feature of soft and concave make you comfortable and anti-slip.

11 Storage Bin

The locker bin with two shelf floors, for storage big tools or parts .

12 Bump Conner

The angles of protection can be generated buffer once bumping and avoid collision.


13 Lateral Panel

The sides can receive certain hanging and also extend features.

Item No.	01RH3M6	01RH3M7	01RH3M8
Drawer:W535xD400xH55, 25Kg	3	5	6
Drawer:W535xD400xH125,35 Kg	2	1	2
Drawer:W535xD400xH195, 35Kg	1	1	0
Storage Bin:W222xD445xH700, 50Kg	1	1	1
Bumper Conner	●	●	●
Soft-Grip Handle	●	●	●
Stainless Worktop	●	●	●
Ball Bearing Slide	●	●	●
Full Extension Slide	●	●	●
Aluminum Drawer Handle	●	●	●
Powder Coating Finishing	●	●	●
Central Lock	●	●	●
Interlock	●	●	●
Quick Release Self Lock	●	●	●
Caster with Brake	2	2	2
Caster Size (mm)	125x30	125x30	125x30
Hanging Mesh Board	10x10mm	10x10mm	10x10mm
Overall Product Size (mm)	W970xD465xH930	W970xD465xH930	W970xD465xH930
Net Weight (Kg)	59	61	63
Gross Weight (Kg)	65	67	69
Package Size (mm)	W995xD490xH970	W995xD490xH970	W995xD490xH970
40'Container Qty.	96	96	96

0 SERIES

STAINLESS STEEL/ PLASTIC WORKTOP TOOL CHEST



Item No.	01FC3P4	01FC3M4	01FC4M4
Drawer:W535xD400xH55, 25Kg	4	4	4
Drawer:W535xD400xH125,35 Kg	0	0	0
Drawer:W535xD400xH195, 35Kg	0	0	0
Bumper Conner	●	●	●
Soft-Grip Handle	●	●	●
Plastic Worktop	●	○	○
Stainless Worktop	○	●	●
Ball Bearing Slide	●	●	●
Full Extension Slide	●	●	●
Aluminum Drawer Handle	●	●	●
Powder Coating Finishing	●	●	●
Central Lock	●	●	●
Interlock	●	●	●
Quick Release Self Lock	●	●	●
Hanging Mesh Board	10x10mm	10x10mm	10x10mm
Overall Product Size (mm)	W735xD465xH360	W735xD465xH360	W910xD465xH360
Net Weight (Kg)	25	27	31
Gross Weight (Kg)	28	30	34
Package Size (mm)	W760xD490xH400	W760xD490xH400	W935xD490xH400
40'Container Qty.	360	360	250

FORM YOUR WORKSTATION FOR OBTAIN MAXIMUM STORAGE




Item No.	01FC3P4	01FC3M4	01FC4M4
01RS3P4	●	●	×
01RS3P6	●	●	×
01RS3P7	●	●	×
01RS3P8	●	●	×
01RS3M4	●	●	×
01RS3M6	●	●	×
01RS3M7	●	●	×
01RS3M8	●	●	×
01RS4M6	×	×	●
01RS4M7	×	×	●
01RS4M8	×	×	●
01RH3M6	×	×	×
01RH3M7	×	×	×
01RH3M8	×	×	×

● The recommended combination.
● Does not recommend the combination mode.
× Not combination.

3 SERIES

PLASTIC WORKTOP STANDARD ROLLER CABINET



01 Lock System

Centralized lock system supports more security to open&close whole drawers.

02 Plastic Worktop

The engineering plastic working bench is resistant to corrosion; The concave area prevents tools and accessories from slipping.

03 Aluminium alloy drawer handle

The drawer handle in aluminium alloy steel provides excellent appearance and great durability, much more freely to open and close with the extra

04 Ball-bearing Slide

By the ball-bearing slide equipped in the both side of drawers for smooth, mute and stability. Full extension for 100% open.

05 Auto-locking System

Each drawer has the Auto-locking system, for auto returning without deliberate operation.

06 Epoxy Painted Coating

Welded body made from high quality steel plate ;The working surface has been dealt with powder coating which is resistance to corrosion;It can be customised by rich colors.

07 Variety Drawers

Equipped drawers with different depth for storing different objects and tools.

08 Casters

125mm diameter enables level out uneven ground surface, axis used in mute, high load capacity and smooth ball bearing device, has the brake and steering function.

09 Accessories Storage

The rectangle slot can be stored small accessories,bottle and the round hole can be inserted screwdrivers.

10 Soft Grip Handle

Full-width and integrated handle satisfies different using habit,and the feature of soft and concave make you comfortable and anti-slip.

11 Snug Body

Different from extruding traditionally,the handle has been inserted into body which looks snug and beautiful.

12 Bump Conner

The angles of protection can be generated buffer once bumping and avoid collision.


13 Lateral Panel

The sides can receive certain hanging and also extend features.

Item No.	30RS3P6	30RS3P6B	30RS3P7
Drawer:W535xD400xH55, 25Kg	3	4	5
Drawer:W535xD400xH125,35 Kg	2	0	1
Drawer:W535xD400xH195, 35Kg	1	2	1
Bumper Conner	●	●	●
Soft-Grip Handle	●	●	●
Plastic Worktop	●	●	●
Stainless Worktop			
Ball Bearing Slide	●	●	●
Full Extension Slide	●	●	●
Aluminum Drawer Handle	●	●	●
Powder Coating Finishing	●	●	●
Central Lock	●	●	●
Interlock			
Quick Release Self Lock	●	●	●
Caster with Brake	1	1	1
Caster Size (mm)	125x30	125x30	125x30
Hanging Mesh Board	10x10mm	10x10mm	10x10mm
Overall Product Size (mm)	W710xD465xH930	W710xD465xH930	W710xD465xH930
Net Weight (Kg)	47	46	48
Gross Weight (Kg)	51	50	52
Package Size (mm)	W740xD490xH970	W740xD490xH970	W740xD490xH970
40'Container Qty.	146	146	146


ACCESSORIES

CONSTRUCT YOUR WORKSTATION




01A01 Mesh Back Wall

- * Suitable for 01RS3 series roller cabinet;
- * For Hanging tools with hook;
- * Loading:20Kg;
- *Packing size:685x325x55mm
- *Net Weight:3.1Kg.




01A18 Mesh Back Wall

- * Suitable for 01RS4 series roller cabinet;
- * For Hanging tools with hook;
- * Loading:20Kg;
- *Packing size:865x325x55mm
- *Net Weight:3.8Kg.




01A17 Mesh Back Wall

- * Suitable for 01RH3 series roller cabinet;
- * For Hanging tools with hook;
- * Loading:20Kg;
- *Packing size:930x325x55mm
- *Net Weight:4Kg.



01A19 Mesh Back Wall

- * Suitable for 30RS3 series roller cabinet;
- * For Hanging tools with hook;
- * Loading:20Kg;
- *Packing size:670x325x55mm
- *Net Weight:2.9Kg.



01A02 Bottle Holder

- * Suitable for 01R , 30R series roller cabinet
- * For bottle item
- * Loading:5Kg
- *Packing size:265x80x105mm
- *Net Weight:0.53Kg



01A03 Document Holder

- * Suitable for 01R ,30Rseries roller cabinet
- * For drawings and manual
- * Loading:5Kg
- *Packing size:275x205x80mm
- *Net Weight:0.86Kg



01A04 Small Parts Shelf With Paper Roller

- * Suitable for 01R,30R series roller cabinet
- * For accessories and roller paper
- * Loading:5Kg
- *Packing size:275x235x40mm
- *Net Weight:1.36Kg



01A05 Dust Bin

- * Suitable for 01R,30R series roller cabinet
- * For collecting waste
- * Loading:5Kg
- * Packing size:270x165x230mm
- * Net Weight:1.88Kg



01A16 Accessories Tray

- * Suitable for 01RS3,01RH3,01FC3,30RS3 series
- * For storage small parts
- * Product size:533x398x48mm
- * Packing size:560x420x270mm (6PCS)
- * Net Weight:0.5Kg/1pc



01A13 Wood Worksurface

- * Suitable for 01R3 series roller cabinet
- * Rubber wooden
- * Product size:550x425x20mm
- * Packing size:590x465x295mm (6PCS)
- * Net Weight:3.4Kg/1pc



01A14 Wood Worksurface

- * Suitable for 01R4 series roller cabinet
- * Rubber wooden
- * Product size:720x425x20mm
- * Packing size:760x465x295mm (6PCS)
- * Net Weight:4.1Kg/1pc



01A15 Wood Worksurface

- * Suitable for 01H3 series roller cabinet
- * Rubber wooden
- * Product size:800x425x20mm
- * Packing size:840x465x295mm (6PCS)
- * Net Weight:4.6Kg/1pc



01A12 90° Straight Hook

- * Size: 25mm
- * Net Weight:23g



01A06 90° Straight Hook

- * Size: 50mm
- * Net Weight:28g



01A07 90° Straight Hook

- * Size: 75mm
- * Net Weight:35g



01A08 90° Straight Hook

* Size: 100mm
* Net Weight:39g



01A23 30° Straight Hook

* Size: 50mm
* Net Weight:28g



01A24 30° Straight Hook

* Size: 80mm
* Net Weight:35g



01A25 30° Straight Hook

* Size: 100mm
* Net Weight:39g



01A09 Double Straight Hooks

* Size: 42x50mm
* Net Weight:60g



01A10 Double Straight Hooks

* Size: 42x75mm
* Net Weight:72g



01A11 Double Straight Hooks

* Size: 42x90mm
* Net Weight:79g



01A20 Square Ring Hook

* Size: 42x25mm
* Net Weight:53g



01A21 Square Ring Hook

* Size: 42x80mm
* Net Weight:73g



01A22 Square Ring Hook

* Size: 60x25mm
* Net Weight:77g

2 SERIES

PROFESSIONAL STAINLESS STEEL ROLLER CABINET



STAINLESS STEEL PROFESSIONAL TOP CABINET

26 Inch



23FC26C4-S6

36 Inch




23FC36C4-S6

42 Inch




23FC42C8-S6

Drawer Size	Wide		Depth		Height		Loading		Item No.	23FC26C4-S6	23FC36C4-S6	23FC42C8-S6
	mm	inches	mm	inches	mm	inches	kg	lbs.				
13"x2"	328	13.4	400	15.7	45	1.8	30	66		0	0	4
13"x4"	328	13.4	400	15.7	99	3.9	40	88		0	0	0
13"x6"	328	13.4	400	15.7	153	6	40	88		0	0	0
13"x8"	328	13.4	400	15.7	207	8.1	40	88		0	0	0
23"x2"	570	23.3	400	15.7	45	1.8	30	66		4	0	4
23"x4"	570	23.3	400	15.7	99	3.9	40	88		0	0	0
23"x6"	570	23.3	400	15.7	153	6	40	88		0	0	0
23"x8"	570	23.3	400	15.7	207	8.1	40	88		0	0	0
32"x2"	820	32.2	400	15.7	45	1.8	30	66		0	4	0
32"x4"	820	32.2	400	15.7	99	3.9	40	88		0	0	0
32"x6"	820	32.2	400	15.7	153	6	40	88		0	0	0
32"x8"	820	32.2	400	15.7	207	8.1	40	88		0	0	0
40"x4"	963	39.3	400	15.7	99	3.9	40	88		0	0	0
Total Drawer Count										4	4	8
Aluminum Drawer Handle										Yes	Yes	Yes
Stainless Steel Body										Yes	Yes	Yes
Central Lock										Yes	Yes	Yes
EVA Worktop										Yes	Yes	Yes
Side Handle										2	2	2
High Capacity Storage										Yes	Yes	Yes
Gas Spring										Yes	Yes	Yes
Overall Product Size (mm)										690x458x540	940x458x540	1110x458x540
Net Weight (Kg)										33	41	51
Gross Weight (Kg)										35	44	55
Package Size (mm)										720x520x610	970x520x826	1150x520x610
20'/40'/40H' Container Qty.										132/270/388	93/187/192	84/176/184



High Capacity Storage



Stainless Steel Handle



Aluminum Drawer Handle



Central Lock



Ball-Bearing Slide



5"x2" Heavy Caster



Stainless Steel Body

26 Inch STAINLESS STEEL PROFESSIONAL ROLLER CABINET



Stainless Steel Worktop Stainless Steel Handle Aluminum Drawer Handle Central Lock Ball-Bearing Slide



**OPTIONAL:
WOODEN WORKTOP**



5"x2" Heavy Caster Stainless Steel Body



26 Inch COMBINE STATUS



Drawer Size	Wide		Depth		Height		Loading		Item No.		
	mm	inches	mm	inches	mm	inches	kg	lbs.	23RS26M5-S6	23RS26M6-S6	23RS26M7-S6
23"x2"	570	23.3	400	15.7	45	1.8	30	66	0	3	5
23"x4"	570	23.3	400	15.7	99	3.9	40	88	4	1	0
23"x6"	570	23.3	400	15.7	153	6	40	88	0	1	1
23"x8"	570	23.3	400	15.7	207	8.1	40	88	1	1	1
40"x4"	963	39.3	400	15.7	99	3.9	40	88	0	0	0
Total Drawer Count									5	6	7
Aluminum Drawer Handle									Yes	Yes	Yes
Stainless Steel Body									Yes	Yes	Yes
Central Lock									Yes	Yes	Yes
Ball Bearing Slide									Yes	Yes	Yes
Caster with Brake									1	1	1
Caster Size									125x50mm,5"x2"	125x50mm,5"x2"	125x50mm,5"x2"
Stainless Steel Handle									Yes	Yes	Yes
Overall Product Size (mm)									740x458x890	740x458x890	740x458x890
Net Weight (Kg)									52	55	58
Gross Weight (Kg)									56	59	62
Package Size (mm)									725x515x785	725x515x785	725x515x785
20'/40'/40H' Container Qty.									105/216/216	105/216/216	105/216/216

36 Inch

STAINLESS STEEL PROFESSIONAL ROLLER CABINET



Drawer Size	Wide		Depth		Height		Loading		Item No.	23RS36M5-S6	23RS36M6-S6	23RS36M7-S6
	mm	inches	mm	inches	mm	inches	kg	lbs.				
32"x2"	820	32.2	400	15.7	45	1.8	30	66	0	3	5	
32"x4"	820	32.2	400	15.7	99	3.9	40	88	4	1	0	
32"x6"	820	32.2	400	15.7	153	6	40	88	0	1	1	
32"x8"	820	32.2	400	15.7	207	8.1	40	88	1	1	1	
40"x4"	963	39.3	400	15.7	99	3.9	40	88	0	0	0	
Total Drawer Count									5	6	7	
Aluminum Drawer Handle									Yes	Yes	Yes	
Stainless Steel Body									Yes	Yes	Yes	
Central Lock									Yes	Yes	Yes	
Ball Bearing Slide									Yes	Yes	Yes	
Caster with Brake									1	1	1	
Caster Size									125x50mm,5"x2"	125x50mm,5"x2"	125x50mm,5"x2"	
Stainless Steel Handle									Yes	Yes	Yes	
Overall Product Size (mm)									995x458x890	995x458x890	995x458x890	
Net Weight (Kg)									60	65	70	
Gross Weight (Kg)									66	71	76	
Package Size (mm)									980x515x785	980x515x785	980x515x785	
20'/40'/40H' Container Qty.									72/144/144	72/144/144	72/144/144	




**36 Inch
COMBINE
STATUS**

23FC36C4-S6

23RS36M7-S6

42 Inch STAINLESS STEEL PROFESSIONAL ROLLER CABINET



Drawer Size	Wide		Depth		Height		Loading		Item No.	23RH42W12-S6	23RH42W9-S6	23RH42W5-S6
	mm	inches	mm	inches	mm	inches	kg	lbs.				
13"x2"	328	13.4	400	15.7	45	1.8	30	66		2	0	0
13"x4"	328	13.4	400	15.7	99	3.9	40	88		3	2	0
13"x6"	328	13.4	400	15.7	153	6	40	88		0	2	0
13"x8"	328	13.4	400	15.7	207	8.1	40	88		1	0	0
23"x2"	570	23.3	400	15.7	45	1.8	30	66		0	0	0
23"x4"	570	23.3	400	15.7	99	3.9	40	88		2	2	2
23"x6"	570	23.3	400	15.7	153	6	40	88		2	2	2
23"x8"	570	23.3	400	15.7	207	8.1	40	88		2	0	0
40"x4"	963	39.3	400	15.7	99	3.9	40	88		0	1	1
Total Drawer Count										12	9	5
Aluminum Drawer Handle										Yes	Yes	Yes
Stainless Steel Body										Yes	Yes	Yes
Central Lock										Yes	Yes	Yes
Ball Bearing Slide										Yes	Yes	Yes
Caster with Brake										2	2	2
Caster Size										125x50mm,5"x2"	125x50mm,5"x2"	125x50mm,5"x2"
Stainless Steel Handle										Yes	Yes	Yes
Overall Product Size (mm)										1216x458x920	995x458x920	995x458x920
Net Weight (Kg)										102	94	79
Gross Weight (Kg)										110	102	87
Package Size (mm)										1140x520x826	980x515x785	980x515x785
40H'Container Qty.										138	138	138



42 Inch COMBINE STATUS

42 Inch

STAINLESS STEEL ROLLER CABINET



Drawer Size	Wide		Depth		Height		Loading		Item No.
	mm	inches	mm	inches	mm	inches	kg	lbs.	
2" Narrow	328	13.4	350	13.8	45	1.8	30	66	20RH42W12-S4
4" Narrow	328	13.4	350	13.8	99	3.9	40	88	21RH42W9-S4
6" Narrow	328	13.4	350	13.8	153	6	40	88	21RH42W5-S4
8" Narrow	328	13.4	350	13.8	207	8.1	40	88	22RH42W8-S4
2" Wide	570	23.3	350	13.8	45	1.8	30	66	22RH42W5-S4
4" Wide	570	23.3	350	13.8	99	3.9	40	88	
6" Wide	570	23.3	350	13.8	153	6	40	88	
8" Wide	570	23.3	350	13.8	207	8.1	40	88	
4" Extra Wide	963	39.3	350	13.8	99	3.9	40	88	
Total Drawer Count									
Aluminum Drawer Handle									
Stainless Steel Body									
Central Lock									
Wood Worktop									
Caster with Brake									
Caster Size									
Stainless Steel Handle									
Overall Product Size (mm)									
Net Weight (Kg)									
Gross Weight (Kg)									
Package Size (mm)									
40H' Container Qty.									



Wooden Worktop



Stainless Steel Handle



Aluminum Drawer Handle



Central Lock



Ball-Bearing Slide



5"x2" Heavy Caster



Stainless Steel Body

48 Inch

STAINLESS STEEL ROLLER CABINET



Drawer Size	Wide		Depth		Height		Loading		Item No.	20RH48W10-S4	20RH48W12-S4	22RH48W5-S4	22RH48W7-S4
	mm	inches	mm	inches	mm	inches	kg	lbs.					
2" Narrow	476	19.4	350	13.8	45	1.8	30	66		0	2	0	0
4" Narrow	476	19.4	350	13.8	99	3.9	40	88		3	2	0	0
6" Narrow	476	19.4	350	13.8	153	6	40	88		2	2	0	0
8" Narrow	476	19.4	350	13.8	207	8.1	40	88		0	0	0	0
2" Wide	570	23.3	350	13.8	45	1.8	30	66		0	2	0	2
4" Wide	570	23.3	350	13.8	99	3.9	40	88		3	2	1	3
6" Wide	570	23.3	350	13.8	153	6	40	88		2	2	2	0
8" Wide	570	23.3	350	13.8	207	8.1	40	88		0	0	0	0
4" Extra Wide	1110	45.3	350	13.8	99	3.9	40	88		0	0	2	2
Total Drawer Count										10	12	5	7
Aluminum Drawer Handle										Yes	Yes	Yes	Yes
Stainless Steel Body										Yes	Yes	Yes	Yes
Central Lock										Yes	Yes	Yes	Yes
Wood Worktop										Yes	Yes	Yes	Yes
Caster with Brake										2	2	2	2
Caster Size										125x50mm,5"x2"	125x50mm,5"x2"	125x50mm,5"x2"	125x50mm,5"x2"
Stainless Steel Handle										Yes	Yes	Yes	Yes
Overall Product Size (mm)										1365x458x925	1365x458x925	1365x458x925	1365x458x925
Net Weight (Kg)										80	82	70	75
Gross Weight (Kg)										89	91	79	84
Package Size (mm)										1287x521x826	1287x521x826	1287x521x826	1287x521x826
40H' Container Qty.										123	123	123	123



Wooden Worktop



Stainless Steel Handle



Aluminum Drawer Handle



Central Lock



Ball-Bearing Slide



5"x2" Heavy Caster



Stainless Steel Body

52 Inch

STAINLESS STEEL ROLLER CABINET



21RH52W9-S4



21RH52W6-S4



22RH52W8-S4



22RH52W5-S4

Drawer Size	Wide		Depth		Height		Loading		Item No.	21RH52W9-S4	21RH52W6-S4	22RH52W8-S4	22RH52W5-S4
	mm	inches	mm	inches	mm	inches	kg	lbs.					
2" Narrow	328	13.4	350	13.8	45	1.8	30	66		0	0	0	0
4" Narrow	328	13.4	350	13.8	99	3.9	40	88		0	0	0	0
6" Narrow	328	13.4	350	13.8	153	6	40	88		0	0	0	0
8" Narrow	328	13.4	350	13.8	207	8.1	40	88		0	0	0	0
2" Wide	570	23.3	350	13.8	45	1.8	30	66		0	2	0	0
4" Wide	570	23.3	350	13.8	99	3.9	40	88		4	2	4	2
6" Wide	570	23.3	350	13.8	153	6	40	88		4	0	0	0
8" Wide	570	23.3	350	13.8	207	8.1	40	88		0	1	2	1
4" Extra Wide	1205	49.2	350	13.8	99	3.9	40	88		1	1	2	2
Total Drawer Count										9	6	8	5
Aluminum Drawer Handle										Yes	Yes	Yes	Yes
Stainless Steel Body										Yes	Yes	Yes	Yes
Central Lock										Yes	Yes	Yes	Yes
Wood Worktop										Yes	Yes	Yes	Yes
Caster with Brake										2	2	2	2
Caster Size										150x50mm,6"x2"	150x50mm,6"x2"	150x50mm,6"x2"	150x50mm,6"x2"
Stainless Steel Handle										Yes	Yes	Yes	Yes
Overall Product Size (mm)										1460x458x950	1216x458x925	1216x458x925	1216x458x925
Net Weight (Kg)										80	71	80	74
Gross Weight (Kg)										89	80	89	83
Package Size (mm)										1382x521x826	1382x521x826	1382x521x826	1382x521x826
40H' Container Qty.										99	99	99	99



Wooden Worktop



Stainless Steel Handle



Aluminum Drawer Handle



Central Lock



Ball-Bearing Slide



6"x2" Heavy Caster



Stainless Steel Body

57 Inch

STAINLESS STEEL ROLLER CABINET



21RH57W14-S4



21RH57W7-S4



22RH57W10-S4



22RH57W8-S4

Drawer Size	Wide		Depth		Height		Loading		Item No.	21RH57W14-S4	21RH57W7-S4	22RH57W10-S4	22RH57W8-S4
	mm	inches	mm	inches	mm	inches	kg	lbs.					
2" Narrow	328	13.4	350	13.8	45	1.8	30	66		0	0	0	0
4" Narrow	328	13.4	350	13.8	99	3.9	40	88		5	0	3	1
6" Narrow	328	13.4	350	13.8	153	6	40	88		4	0	2	2
8" Narrow	328	13.4	350	13.8	207	8.1	40	88		0	0	0	0
2" Wide	570	23.3	350	13.8	45	1.8	30	66		0	3	0	0
4" Wide	570	23.3	350	13.8	99	3.9	40	88		2	2	1	1
6" Wide	570	23.3	350	13.8	153	6	40	88		2	1	2	2
8" Wide	570	23.3	350	13.8	207	8.1	40	88		0	0	0	0
4" Extra Wide	963	39.3	350	13.8	99	3.9	40	88		1	1	2	2
Total Drawer Count										14	7	10	8
Aluminum Drawer Handle										Yes	Yes	Yes	Yes
Stainless Steel Body										Yes	Yes	Yes	Yes
Central Lock										Yes	Yes	Yes	Yes
Wood Worktop										Yes	Yes	Yes	Yes
Caster with Brake										2	2	2	2
Caster Size										150x50mm,6"x2"	150x50mm,6"x2"	150x50mm,6"x2"	150x50mm,6"x2"
Stainless Steel Handle										Yes	Yes	Yes	Yes
Overall Product Size (mm)										1610x458x925	1610x458x925	1610x458x925	1610x458x925
Net Weight (Kg)										135	120	128	126
Gross Weight (Kg)										145	130	138	136
Package Size (mm)										1532x521x826	1532x521x826	1532x521x826	1532x521x826
40H' Container Qty.										90	90	90	90



Wooden Worktop



Stainless Steel Handle



Aluminum Drawer Handle



Central Lock



Ball-Bearing Slide



6"x2" Heavy Caster



Stainless Steel Body

2 SERIES

CLASSIC POWDER COATING ROLLER CABINET



26 Inch CLASSIC POWDER COATING ROLLER CABINET



Drawer Size	Wide		Depth		Height		Loading		Item No.	20RS26E4-P6	20RS26E5-P6	20RS26E6-P6	20RS26E7-P6	20RS26E8-P6
	mm	inches	mm	inches	mm	inches	kg	lbs.						
2" Wide	570	23.3	400	15.7	45	1.8	30	66		0	0	3	5	6
4" Wide	570	23.3	400	15.7	99	3.9	40	88		2	3	0	0	1
6" Wide	570	23.3	400	15.7	153	6	40	88		0	2	3	1	0
8" Wide	570	23.3	400	15.7	207	8.1	40	88		2	0	0	1	1
Total Drawer Count										4	5	6	7	8
Aluminum Drawer Handle										Yes	Yes	Yes	Yes	Yes
Epoxy Painted Coating										Yes	Yes	Yes	Yes	Yes
Central Lock										Yes	Yes	Yes	Yes	Yes
Ball Bearing Slide										Yes	Yes	Yes	Yes	Yes
Caster with Brake										1	1	1	1	1
Caster Size										125x30mm,5"x1.3"	125x30mm,5"x1.3"	125x30mm,5"x1.3"	125x30mm,5"x1.3"	125x30mm,5"x1.3"
Stainless Steel Handle										Yes	Yes	Yes	Yes	Yes
Overall Product Size (mm)										742x458x890	742x458x890	742x458x890	742x458x890	742x458x890
Net Weight (Kg)										42	41	43	45	47
Gross Weight (Kg)										46	45	47	49	51
Package Size (mm)										752x520x811	752x520x811	752x520x811	752x520x811	752x520x811
20'Container Qty.										87	87	87	87	87
40'Container Qty.										180	180	180	180	180
40H'Container Qty.										217	217	217	217	217

RICH COLOR FOR YOU!



26 Inch CLASSIC POWDER COATING TOOL CABINET




20FC26E3-P4

20FC26C4-P4

21FC26C4-P4

Drawer Size	Wide		Depth		Height		Loading		Item No.	20FC26E3-P4	20FC26C4-P4	21FC26C4-P4
	mm	inches	mm	inches	mm	inches	kg	lbs.				
2" Wide	570	23.3	400	15.7	45	1.8	30	66		0	0	0
4" Wide	570	23.3	400	15.7	99	3.9	40	88		0	0	0
2" Narrow	328	13.4	400	15.7	45	1.8	30	66		0	0	0
4" Narrow	328	13.4	400	15.7	99	3.9	40	88		0	0	0
2" Wide	570	23.3	350	13.8	45	1.8	30	66		3	4	4
4" Wide	570	23.3	350	13.8	99	3.9	40	88		0	0	0
Total Drawer Count										3	4	4
Aluminum Drawer Handle										Yes	Yes	Yes
Epoxy Painted Coating										Yes	Yes	Yes
Central Lock										Yes	Yes	Yes
Ball Bearing Slide										Yes	Yes	Yes
Gas spring										0	2	2
Stainless Steel Handle										Yes	Yes	Yes
Overall Product Size (mm)										686x407x245	685x415x345	685x415x345
Net Weight (Kg)										16	22	21
Gross Weight (Kg)										18	24	23
Package Size (mm)										752x466x318	731x462x418	731x462x418
20' Container Qty.										281	204	204
40' Container Qty.										572	408	408
40H' Container Qty.										632	488	488



42 Inch COMBINE STATUS

20FC26C4-P4

20FC26E3-P4

20RS26E8-P6

TOOL SETS


**ROLLER CABINET
WITH TOOL MODULAR**



7 DRAWER + **185 PIECES**
ROLLER CABINET **HAND TOOLS EVA TRAY**



01RS3P7



TF01M101 TF01M103 TF01M105



TF01M140 TF01M112 TF01M113



TF01M117 TF01M120 TF01M119



TF01M127 TF01M145 TF01M126




TF01M128 TF01M129 TF01M147

7 DRAWER + **250 PIECES**
ROLLER CABINET + **HAND TOOLS EVA TRAY**



01RS3P7



TF01M153 TF01M105 TF01M124



TF01M117 TF01M118 TF01M140



TF01M110 TF01M111 TF01M112




TF01M145 TF01M128 TF01M129



7 DRAWER + **278 PIECES**
ROLLER CABINET + **HAND TOOLS EVA TRAY**



01RS3P7



TF01M153 TF01M103 TF01M105



TF01M140 TF01M107 TF01M108



TF01M145 TF01M126 TF01M128

7 DRAWER ROLLER CABINET + **147 PIECES** HAND TOOLS EVA TRAY




01RS3M7

7 DRAWER ROLLER CABINET + **157 PIECES** HAND TOOLS EVA TRAY



01RS3M7




TF01M303



TF01M304




TF01M306



TF01M310



TF01M306



TF01M310



TF01M312



TF01M312



TF01M314

7 DRAWER ROLLER CABINET + **229 PIECES**
HAND TOOLS EVA TRAY



01RS3M7

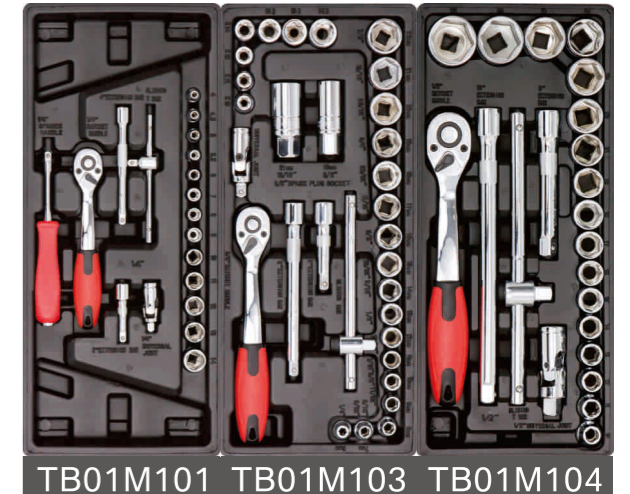


TF01M301

7 DRAWER ROLLER CABINET + **248 PIECES**
HAND TOOLS BMC TRAY




30RS3P7



TB01M101 TB01M103 TB01M104




TF01M306




TF01M302



TB01M108 TB01M109 TB01M110




TB01M105 TB01M106B TB01M107




TF01M310



TF01M312



TB01M111 TB01M112 TB01M113



TB01M114 TB01M115 TB01M117

6 DRAWER + **138 PIECES**
ROLLER CABINET + **HAND TOOLS BMC TRAY**

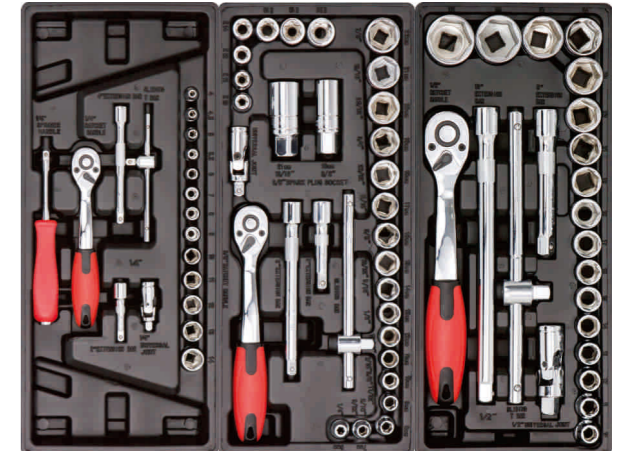
7 DRAWER + **455 PIECES**
ROLLER CABINET + **HAND TOOLS BMC TRAY**



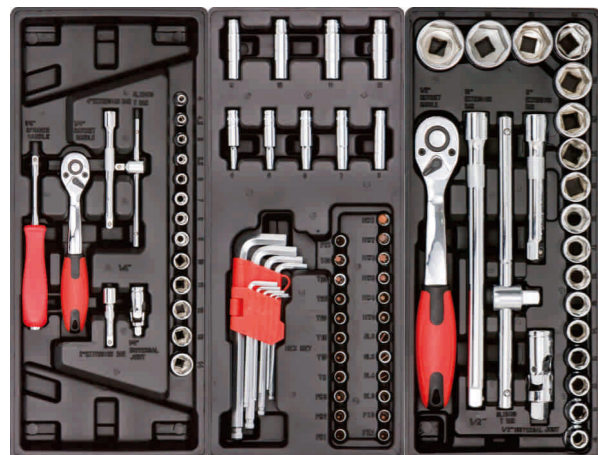
30RS3P6B



30RS3P7




TB01M101 TB01M103 TB01M104




TB01M101 TB01M102 TB01M104



TB01M107 TB01M108 TB01M109




TB01M111 TB01M112 TB01M107



TB01M108 TB01M109 TB01M110



TB01M105 TB01M106B TB01M114



TB01M111 TB01M112 TB01M113



TB01M115 TB01M105 TB01M114



TB01M116 TB01M117 TB01M118


TOOL MODULAR CHOOSE WHAT YOU NEED

PRODUCTIVITY+COMFORT+SAFETY


- + Better-organised, quickly accessible for fast workability.
- + Clearly noticeable what is missing, prevents the disappearance of tools.
- + Chemical resistant foam.
- + Ergonomic lay-out, for comfortable in/out of the tools.
- + Two tone color system for help immediate identification of missing tools.
- + During storage the tools do not damage.
- + Sizes of tools are mentioned on the foam.

TOOL MODULAR SIZE


- + Suitable for: 01RS3,01RS4,01RH3,01FC3,01FC4,30RS3 Series roller cabinet or chest.



M1 3/1 DRAWER:178x400mm




M2 3/2 DRAWER:356x400mm



M3 1 DRAWER:535x400mm

TOOL MODULAR MATERIAL




TF:EVA FOAM TRAY



TB:BLOW MOLDING TRAY

EVA FOAM TOOL MODULAR


TF01M101



1/4" Socket Set

1/4" Socket Ratchet Handle
1/4" Socket:
4-4.5-5-5.5-6-7-8-9-10-11-12-13-14 mm
1/4" Star Socket:
E4-E5-E6-E7-E8
1/4" Universal Joint
1/4" Sliding Bar
1/4" Extension Bar:
50-100mm
Bit Coupler:
1/2"x10mm(F), 1/4"x6.3mm(F)
1/4" Spinner Handle
1/4" Bit Socket:
SL4-SL5.5-SL7;PZ1-PZ2-PZ3;PH1-PH2-PH3;T10-T15-T20-T25-T30-T40;H3-H4-H5-H6-H7-H8


TF01M103



3/8" Socket Set

3/8" Socket Ratchet Handle
3/8" Socket:
9-10-11-12-13-14-15-16-17-18-19-20-21-22 mm
3/8" Star Socket:
E10-E11-E12-E14-E16-E18-E20
3/8" Universal Joint
3/8" Sliding Bar
3/8" Extension Bar:
75-150mm
3/8" Spark Plug Socket:
16-21 mm

TF01M153



1/4" Socket Set

1/4" Socket Ratchet Handle
1/4" Socket:
4-4.5-5-5.5-6-7-8-9-10-11-12-13-14 mm
1/4" Star Socket:
E4-E5-E6-E7-E8
1/4" Universal Joint
1/4" Sliding Bar
1/4" Extension Bar:
50-100mm
Bit Coupler:
1/2"x10mm(F), 1/4"x6.3mm(F)
1/4" Spinner Handle
1/4" x25mm Bits:
(SL:3-4-4.5-5-5.5-6-6.5-7-8)x2pcs;
(SL:1/8-5/32-3/16-7/32-1/4)x1pc;
(PZ:1-2-3)x2pcs;
(PH:1-2-3)x2pcs;
(T:8-10-15-20-25-27-30-35-40)x2pcs;
(TH:10-15-20-25-27-30-35-40)x1pc;
(H:1.5-2-2.5-3-4-5-5.5-6-8)x2pcs;
(S:0-1-2-3)x1pc;
ADA. x1pc;


TF01M105



1/2" Socket Set

1/2" Socket Ratchet Handle
1/2" Socket:
8-9-10-11-12-13-14-15-16-17-18-19-20-21-22-23-24-27-30-32 mm
1/2" Universal Joint
1/2" Sliding Bar
1/2" Extension Bar:
125-250mm


TF01M107



Hex Ball Grip Key Set

Hex Ball Grip Key:
2-3-4-5-6-8 mm


TF01M108



Star Grip Key Set

Star Grip Key:
T15-T20-T25-T30-T40-T45


TF01M110



Slotted Screwdriver Set


Slotted Screwdriver:
6.5x38mm,3x75mm,3x100mm,5.5x100mm,
5.5x125m,6.5x150mm,8x175mm

TF01M111



Phillips Screwdriver Set


Phillips Screwdriver:
PH2x38mm,PH0x75mm,PH0x100mm,
PH1x100mm,PH1x125mm,PH2x150mm,
PH3x175mm

TF01M112**Star Screwdriver Set**

Star Screwdriver:
T10x75mm, T15x100mm, T20x100mm,
T25x100mm, T27x125mm, T30x125mm,
T40x150mm

TF01M113**Screwdriver Set**


Slotted Screwdriver:
6.5x38mm, 3.0x75mm, 5.5x100mm,
6.5x150mm
Phillips Screwdriver:
PH2x38mm, PH0x75mm, PH1x100mm
PH2x150mm

TF01M140**Hex & Star Key Set**


Hex Extra Long Key:
1.5-2-2.5-3-4-5-6-8-10mm
Star Extra Long Key:
T10-T15-T20-T25-T27-T30-T40-T45-T50
Folding Hex Key:
2-2.5-3-4-5-6-7-8mm
Folding Star Key:
T9-T10-T15-T20-T25-T27-T30-T40

TF01M117**Combination Wrench Set**


Combination Wrench:
6-7-8-9-10-11-12-13-14-15-16-17-18-19
-20-21-22 mm

TF01M120**Combination Wrench Set**

Combination Wrench:
23-24-27-30-32 mm

TF01M118**Double Open-end Wrench Set**

Double Open-end Wrench:
6x7, 8x9, 10x11, 12x13, 14x15, 16x17, 18x19,
20x22, 24x27, 30x32 mm

TF01M119**Double Ring Wrench Set**


Double Ring Wrench:
6x7, 8x9, 10x11, 12x13, 14x15, 16x17, 18x19,
20x22 mm

TF01M123**Combination Ratcheting Wrench Set**

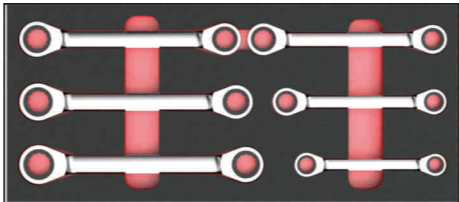
Ratchet Combination Wrench:
8-9-10-11-12-13-14-15-16-17-18-19 mm

TF01M124**Reversible Combination Ratcheting Wrench Set**

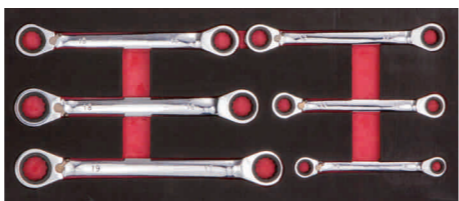
Reversible Combination Ratcheting Wrench:
8-9-10-11-12-13-14-15-16-17-18-19 mm

TF01M148**Flex Combination Ratcheting Wrench Set**

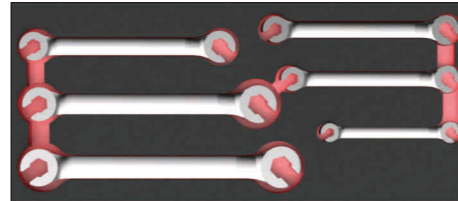
Flex Combination Ratcheting Wrench:
8-9-10-11-12-13-14-15-16-17-18-19 mm

TF01M151**Double Ring Ratcheting Wrench Set**

Double Ring Ratcheting Wrench:
8x9, 10x11, 12x13, 14x15, 16x18, 17x19 mm

TF01M152**Reversible Double Ring Ratcheting Wrench Set**


Reversible Double Ring Ratcheting Wrench:
8x9, 10x11, 12x13, 14x15, 16x18, 17x19 mm

TF01M121**Flare Nut Wrench Set**

Flare Nut Wrench:
6x8, 10x12, 13x14, 15x17, 19x21, 22x24 mm

TF01M122**Adjustable Wrench Set**

Adjustable Wrench:
150-200-250 mm

TF01M127**Circlip Plier Set**

Straight Exterior Circlip Plier:
150 mm
Bent Exterior Circlip Plier:
150 mm
Straight Interior Circlip Plier:
150 mm
Bent Interior Circlip Plier:
150 mm

TF01M145**Industrial Plier Set**


Combination Plier:
200 mm
Long Nose Plier:
200mm
Diagonal Cutting Plier:
165mm

TF01M125**Plier Set**


Combination Plier:
200 mm
Long Nose Plier:
200mm
Diagonal Cutting Plier:
190mm

TF01M126**Plier Set**


Water Pump Plier:
250 mm
Locking Plier:
250 mm

TF01M128**Hammer Set**

Machinist Hammer:
500 g
Plastic Hammer:
40 mm

TF01M135**Punch Set**


Grip Pin Punch:
2x170mm, 3x170mm, 4x170mm, 5x170mm,
8x170mm, 10x170mm
Grip Chisel:
12x160mm, 16x175mm, 19x180mm

TF01M136**Chisel & Punch Set**

Grip Taper Punch:
2x170mm, 3x170mm, 4x170mm, 5x170mm,
6x170mm, 8x170mm, 10x170mm
Grip Center Punch:
6x170 mm
Grip Cross Chisel:
6x180mm


TF01M129**Steel File Set**

Flat File:
200 mm
Half Round File:
200 mm
Round File:
200 mm
Triangular File:
200 mm
Square File:
200 mm

TF01M147**Measuring Tool Set**

Straight Rule:
300 mm
Protractor:
200 mm
Feeler Gauge:
0.05~1.00 mm, 13 Blatt
Vernier Caliper:
150 mm
Measuring Tape:
5 m

TF01M301



1/4" Socket Set

1/4" Socket Ratchet Handle
 1/4" Socket:
 4-4.5-5-5.5-6-7-8-9-10-11-12-13-14 mm
1/4" Deep Socket:
 4-5-6-7-8-9-10-11-12-13 mm
1/4" Extension Bar:
 50-100mm
3/8" Extension Bar:
 150mm
1/2" Extension Bar:
 250mm
1/4" Flexible Extension Bar:
 150mm
1/4" Universal Joint Sliding Bar:
 1/4"-1/2"
1/4" Spinner Handle
1/4" Bit Adaptor
1/4" Bit Coupler
 1/4"x6.3mm(F)
1/4" Bit Socket:
 SL4-SL5.5-SL7;PZ1-PZ2-PZ3;PH1-PH2-PH3;T10-T15-T20-T25-T30-T40;H3-H4-H5-H6-H7-H8
3/8" Bit Socket:
 SL4-SL5.5-SL6.5;PZ1-PZ2-PZ3;PH1-PH2-PH3;T20-T30-T40-T45-T50-T55-T60;H3-H4-H5-H6-H8-H10
HEX Key:
 1.5-2-2.5-3-4-5-6-8-10mm
TORX Key:
 T10-T15-T20-T25-T27-T30-T40-T45-T50


TF01M306



Combination Wrench Set

Combination Wrench:
 6-7-8-9-10-11-12-13-14-15-16-17-18-19-20-21-22-23-24-27-30-32mm


TF01M302



3/8" & 1/2" Socket Set

Socket Ratchet Handle
 3/8"-1/2"
3/8" Socket:
 9-10-11-12-13-14-15-16-17-18-19-20-21-22-24mm
3/8" Deep Socket:
 8-10-11-12-13-14-15-16-17mm
3/8" TORX Socket:
 E8-E10-E11-E12-E14-E16-E18-E20
1/2" Socket:
 8-9-10-11-12-13-14-15-16-17-18-19-20-21-22-24-27-30-32mm
1/2" Deep Socket:
 8-9-10-11-12-13-14-15-17-18mm
1/2" Impact Socket:
 17-19-21-23mm
1/2" Spark Plug Socket:
 16-21 mm
1/2" Extension Bar:
 125mm
3/8" Extension Bar:
 75mm
Universal Joint:
 3/8"-1/2"
Bit Coupler
 1/2"x8mm(F)


TF01M307



Wrench Set

Double Open End Wrench:
 6x7,8x9,10x11,12x13,14x15,16x17,18x19,20x22,21x23,24x27,25x28,30x32mm
Flexible Socket Wrench:
 8-9-10-11-12-13-14-15-16-17-18-19mm


TF01M303



1/4" & 1/2" Socket Set

Socket Ratchet Handle
 1/4"-1/2"
1/4" Socket:
 4-4.5-5-5.5-6-7-8-9-10-11-12-13-14mm
1/4" Deep Socket:
 4-5-6-7-8-9-10-11-12-13mm
1/2" Socket:
 8-9-10-11-12-13-14-15-16-17-18-19-20-21-22-24-27-30-32mm
1/2" Deep Socket:
 8-9-10-11-12-13-14-15-17-18mm
1/2" Spark Plug Socket:
 16-21 mm
1/4" Extension Bar:
 50-100mm
1/4" Flexible Extension Bar:
 150mm
1/4" Sliding Bar
1/4" Spinner Handle
1/2" Extension Bar:
 125-250mm
1/2" T-bar Adaptor
Universal Joint:
 1/4"-1/2"
1/4" Bit Adaptor
Bit Coupler:
 1/4"x6.3mm(F), 1/2"x8mm(F)
1/4" Bit Socket:
 SL4-SL5.5-SL7;PZ1-PZ2-PZ3;PH1-PH2-PH3;T10-T15-T20-T25-T30-T40;H3-H4-H5-H6-H7-H8


TF01M308



Wrench Set

Double Ring Wrench:
 6x7,8x9,10x11,12x13,14x15,16x17,18x19,20x22,21x23,24x27,25x28mm
Double Flexible Socket Wrench:
 8x9,10x11,12x13,14x15,16x17,18x19mm


TF01M304



1/4" ,3/8" & 1/2" Socket Set

Socket Ratchet Handle
 1/4"-3/8"-1/2"
1/4" Socket:
 4-4.5-5-5.5-6-7-8-9-10-11-12-13-14mm
3/8" Socket:
 9-10-11-12-13-14-15-16-17-18-19-20-21-22-24mm
1/2" Socket:
 8-9-10-11-12-13-14-15-16-17-18-19-20-21-22-24-27-30-32mm
3/8" TORX Socket:
 E8-E10-E11-E12-E14-E16-E18-E20
1/2" Socket:
 8-9-10-11-12-13-14-15-16-17-18-19-20-21-22-24-27-30-32mm
1/4" Extension Bar:
 100mm
3/8" Extension Bar:
 75-150mm
1/2" Extension Bar:
 125-250mm
1/4" Flexible Extension Bar:
 150mm
1/4" Sliding Bar
1/4" Spinner Handle
1/2" T-bar Adaptor
Universal Joint:
 1/4"-3/8"-1/2"
Bit Coupler:
 1/2"x8mm(F)
1/4" Bit Socket:
 SL4-SL5.5-SL7;PZ1-PZ2-PZ3;PH1-PH2-PH3;T10-T15-T20-T25-T30-T40;H3-H4-H5-H6-H7-H8


TF01M309



Ratchet Wrench Set

Ratchet Combination Wrench:
 8-9-10-11-12-13-14-15-16-17-18-19mm
Flexible Ratchet Combination Wrench:
 8-9-10-11-12-13-14-15-16-17-18-19mm
Ratchet Double Ring Wrench:
 8x9,10x11,12x13,14x15,16x18,17x19mm

TF01M305



1/4" ,3/8 & 1/2" Socket Set

1/2" Flexible Handle
1/2" Deep Impact Socket:
 8-9-10-11-12-13-14-15-16-17-18-19-20-21-22-23-24-25-26-27-28-29-30-31-32mm
1/2" Impact Universal Joint
1/2" Impact Extension Bar:
 125mm
1/2" TORX Bit Socket:
 T27-T30-T40-T45-T50-T55-T60-T70
1/2" HEX Bit Socket:
 H6-H7-H8-H9-H10-H12-H14-H17
1/2" Extension Bar:
 250mm
1/2" T-bar Adaptor

TF01M310



Screwdriver Set

Slotted Screwdriver:
 6.5x38mm,3x75mm,5x75mm,6.5x100mm,8x150mm
Phillips Screwdriver:
 PH2x38mm,PH0x75mm,PH1x75mm,PH2x100mm,PH3x150mm
Star Screwdriver:
 T6x75,T7x75,T8x75,T9x75,T10x75mm,T15x100mm,T20x100mm,T25x100mm,T27x125mm,T30x125mm,T40x150mm
Pray Bar:
 200mm

TF01M311



Plier Set

180mm Combination Plier
150mm Long Nose Plier
150mm Diagonal Cutting Plier
250mm,Water Pump Plier
250mm Locking Plier
Mini Pliers:
 125mm Long Nose Plier,
 125mm Bent Nose Plier,
 125mm Combination Plier,
 115mm Diagonal Cutting Plier,
 115mm End Cutting Plier
Internal Circlip Pliers:
 180mm Straight,180mm Bent
External Circlip Pliers:
 180mm Straight,180mm Bent

TF01M312



Plier & Hammer Set

180mm Combination Plier
150mm Long Nose Plier
150mm Diagonal Cutting Plier
250mm,Water Pump Plier
250mm Locking Plier
Internal Circlip Plier:
 180mm Straight,180mm Bent
External Circlip Plier:
 180mm Straight,180mm Bent
Machinist's Hammer:
 400g
Plastic Hammer:
 30mm

TF01M313



Impact Tool Set

Machinist's Hammer:
400g
Stone Hammer:
1000g
Rubber Mallet:
30mm
Grip Pin Punch:
3x170mm,4x170mm,5x170mm,8x170mm,10x170mm
Grip Taper Punch:
3x170mm,4x170mm,5x170mm,6x170mm,8x170mm,10x170mm
Grip Center Punch:
6x170 mm
Grip Cross Chisel:
6x180mm
Grip Chisel:
12x160mm,16x175mm,19x180mm

TF01M314




Tool Set

Measuring Tape:
5m
Straight Ruler:
300mm
Vernier Caliper:
200mm
Feeler Gauge
Working Lamp
Tin Snips:
200 mm
Utility Knife
Hacksaw:
300 mm
200mm File:
Round, Triangle, Half Round, Flat

BLOW MOLDING TOOL MODULAR


TB01M101



1/4" Socket Set

1/4" Socket Ratchet Handle
1/4" Socket:
4-4.5-5-5.5-6-7-8-9-10-11-12-13-14 mm
1/4" Universal Joint
1/4" Sliding Bar
1/4" Extension Bar:
50-100mm
1/4" Spinner Handle


TB01M103



3/8" Socket Set

3/8" Socket Ratchet Handle
3/8" Socket:
6-7-8-9-10-11-12-13-14-15-16-17-18-19-20-21-22 mm
3/8" Star Socket:
E10-E11-E12-E14-E16-E18-E20
3/8" Universal Joint
3/8" Sliding Bar
3/8" Extension Bar:
75-150mm
3/8" Spark Plug Socket:
16-21 mm


TB01M107



Hex Ball Grip Key Set

Hex Ball Grip Key:
2-3-4-5-6-8 mm

TB01M102



1/4" Socket Set

1/4" Deep Socket:
5-6-7-8-9-10-11-12-13mm
1/4" Bit Socket:
SL4-SL5.5-SL7-PZ1-PZ2-PZ3;PH1-PH2-PH3;T8-T10-T15-T20-T25-T27-T30-T40;H3-H4-H5-H6-H7-H8
Hex Key:
1.5-2-2.5-3-4-5-6-8-10mm

TB01M104



1/2" Socket Set

1/2" Socket Ratchet Handle
1/2" Socket:
10-11-12-13-14-15-16-17-18-19-21-22-23-24-27-30-32 mm
1/2" Universal Joint
1/2" Sliding Bar
1/2" Extension Bar:
125-250mm

TB01M108



Slotted Screwdriver Set

Slotted Screwdriver:
6.5x38mm,3x75mm,5x75mm,6.5x100mm,6.5x150mm,8x175mm

TB01M109



Phillips Screwdriver Set

Phillips Screwdriver:
PH2x38mm,PH0x75mm,PH1X100mm,PH2x100mm,PH2x125mm,PH3x150mm,PH4x200mm

TB01M110



Screwdriver Set

Insulated Screwdriver:
SL3x75mm,SL4x100mm,SL5.5x125mm,SL6.5x150mm,PH1X100mm,PH2x100mm,PH2x100mm
Precision Screwdriver:
SL1.4-SL2-SL2.4-SL3-PH00-PH0-PH1
Folding Hex Key:
2-2.5-3-4-5-6-8mm

TB01M105



Combination Wrench Set

Combination Wrench:
6-7-8-9-10-11-12-13-14-15-16-17-18-19-20-21-22 mm

TB01M106B



Double Ring Wrench Set

Double Ring Wrench:
6x7,8x9,10x11,12x13,14x15,16x17,18x19,20x22 mm


TB01M111



Plier Set

Combination Plier:
200 mm
Long Nose Plier:
200mm
Diagonal Cutting Plier:
190mm


TB01M112



Plier Set

Water Pump Plier:
250 mm
Locking Plier:
250 mm

TB01M113



Circlip Plier Set

Straight Exterior Circlip Plier:
175 mm
Bent Exterior Circlip Plier:
175 mm
Straight Interior Circlip Plier:
175 mm
Bent Interior Circlip Plier:
175 mm

TB01M114



Hammer Set

Machinist Hammer:
500 g
Plastic Hammer:
40 mm

TB01M115



Steel File Set

200mm File:
Flat-Half Round -Round -Triangular-Square

TB01M116



Measuring Tool Set

Folding Straight Rule:
1m
Angle Rule:
250mm
Hack Saw
225mm Level
5m Measuring Tape

TB01M117



Rivet Set

Rivet Gun:
250mm
Rivet:
2.5-3-4-5mm

TB01M118



Tie & Fuse Set

Tie:
200mm
19x19mm Flat Fuse:
5-7.5-10-15-20-25-30A
11x17mm Flat Fuse:
5-7.5-10-15-20-25-30A
5x20mm Pipe Fuse:
1-5-10-20A
6x30mm Pipe Fuse:
1-5-10-20A

2 SERIES

MODULAR STORAGE SYSTEM FOR GARAGE





20 Series

GARAGE STORAGE COMBO

**CONSTRUCT
YOUR NEW WORKSPACE
ENJOY
WORK AND LIFE**

MODULAR+CUSTOMISED+UPGRADEABLE

- + All storage units used a modular design, users can choose their own combinations on demand.
- + According to the requirements, you can always add module upgrade without worrying about the combination of each storage unit.
- + Easy and fast installation through simple assembly and stack.
- + Ergonomic design makes more efficient and convenient.
- + Excellent appearance makes the work space more comfortable.



20CM7 7 Pieces Garage Organization Collection

Include:
 1x 20FC260E3 3-drawer cabinet;
 1x 20FC262E1 2-door cabinet;
 1x 20WS5218W wooden work surface;
 2x 20WP2626S hook plane;
 2x 20WC26201 2-door wall cabinet.



20CM9 9 Pieces Garage Organization Collection

Include:
 1x 20FC260E3 3-drawer cabinet;
 1x 20FC262E1 2-door cabinet;
 1x 20WS7818W wooden work surface;
 3x 20WP2626S hook plane;
 3x 20WC26201 2-door wall cabinet.



20CM8 8 Pieces Garage Organization Collection

Include:
 1x 20FC260E3 3-drawer cabinet;
 1x 20FC262E1 2-door cabinet;
 1x 20WS5218W wooden work surface;
 2x 20WP2626S hook plane;
 2x 20WC26201 2-door wall cabinet;
 1x 20SC26203 2-door standing cabinet.



20CM8B 8 Pieces Garage Organization Collection

Include:
 1x 20FCR260E3 3-drawer roller cabinet;
 1x 20WB5218W 1-wooden worktop workbench;
 2x 20WP2626S hook plane;
 2x 20WC26201 2-door wall cabinet;
 2x 20SC26203 2-door standing cabinet.



20 Series

GARAGE STORAGE COMBO



20CM9B 9 Pieces Garage Organization Collection

- Include:
- 1x 20FC260E3 3-drawer cabinet;
 - 1x 20FC262E1 2-door cabinet;
 - 1x 20WS5218W wooden work surface;
 - 2x 20WP2626S hook plane;
 - 2x 20WC26201 2-door wall cabinet;
 - 2x 20SC26203 2-door standing cabinet.




20CM11 11 Pieces Garage Organization Collection

- Include:
- 1x 20FC260E3 3-drawer cabinet;
 - 1x 20FC262E1 2-door cabinet;
 - 1x 20WS7818W wooden work surface;
 - 3x 20WP2626S hook plane;
 - 3x 20WC26201 2-door wall cabinet;
 - 2x 20SC26203 2-door standing cabinet.



20CM16 16 Pieces Garage Organization Collection

- Include:
- 2x 20FC260E3 3-drawer cabinet;
 - 2x 20FC262E1 2-door cabinet;
 - 2x 20WS5218W wooden work surface;
 - 4x 20WP2626S hook plane;
 - 2x 20WC26201 2-door wall cabinet;
 - 2x 20SC26203 2-door standing cabinet.



20 Series

GARAGE STORAGE UNIT



20FC260E3 3-Drawer Cabinet

- * Epoxy painted coating
- * Ball bearing slide;
- * 3-Drawers: 570Wx350Dx218H (mm);
- * Product size: 675Wx465Dx845H (mm);
- * Packing size: 800Wx485Dx250H (mm);
- * Net weight: 27kg;



20FC260E3B 3-Drawer Cabinet

- * Epoxy painted coating
- * Ball bearing slide;
- * 1-Drawer: 570Wx350Dx102H (mm);
- * 1-Drawer: 570Wx350Dx218H (mm);
- * 1-Drawer: 570Wx350Dx335H (mm);
- * Product size: 675Wx465Dx845H (mm);
- * Packing size: 800Wx485Dx250H (mm);
- * Net weight: 27kg;




20FC260E4 4-Drawer Cabinet

- * Epoxy painted coating
- * Ball bearing slide;
- * 2-Drawers: 570Wx350Dx102H (mm);
- * 2-Drawers: 570Wx350Dx218H (mm);
- * Product size: 675Wx465Dx845H (mm);
- * Packing size: 800Wx485Dx250H (mm);
- * Net weight: 29kg;



20FC262E1 2-Door Cabinet

- * Epoxy painted coating
- * 1-Storage space: 570Wx350Dx655H (mm);
- * 1-Adjustable shelf;
- * Product size: 675Wx465Dx845H (mm);
- * Packing size: 800Wx485Dx200H (mm);
- * Net weight: 17kg;



20 Series

GARAGE STORAGE UNIT



20FCR260E3 3-Drawers Cabinet

- * Epoxy painted coating;
- * Easy to assemble;
- * Ball bearing slide;
- * 4" Casters;
- * 3-Drawers: 570Wx350Dx218H (mm);
- * Product size: 675Wx465Dx925H (mm);
- * Packing size: 800Wx485Dx250H (mm);
- * Net weight: 28kg;



20FCR260E3B 3-Drawers Cabinet

- * Epoxy painted coating;
- * Easy to assemble;
- * Ball bearing slide;
- * 4" Casters;
- * 1-Drawer: 570Wx350Dx102H (mm);
- * 1-Drawer: 570Wx350Dx218H (mm);
- * 1-Drawer: 570Wx350Dx335H (mm);
- * Product size: 675Wx465Dx925H (mm);
- * Packing size: 800Wx485Dx250H (mm);
- * Net weight: 28kg;




20FCR260E4 4-Drawers Cabinet

- * Epoxy painted coating;
- * Easy to assemble;
- * Ball bearing Sslide;
- * 4" Casters;
- * 2-Drawers: 570Wx350Dx102H (mm);
- * 2-Drawers: 570Wx350Dx218H (mm);
- * Product size: 675Wx465Dx925H (mm);
- * Packing size: 800Wx485Dx250H (mm);
- * Net weight: 31kg;



20FCR262E1 2-Doors Cabinet

- * Epoxy painted coating;
- * Easy to assemble;
- * 4" Casters;
- * Storage space: 600Wx420Dx700H (mm);
- * 1-Adjustable shelf;
- * Product size: 675Wx465Dx925H (mm);
- * Packing size: 800Wx485Dx200H (mm);
- * Net weight: 18kg;



20 Series

GARAGE STORAGE UNIT




20WC26201 2-Doors Wall Cabinet

- * Epoxy painted coating;
- * Easy to assemble;
- * Storage space: 600Wx290Dx700H (mm);
- * 1-Adjustable shelf;
- * Product size: 675Wx320Dx760H (mm);
- * Packing size: 800Wx380Dx200H (mm);
- * Net weight: 14kg;



20SC26203 2-Doors Standing Cabinet

- * Epoxy painted coating;
- * Easy to assemble;
- * Storage space: 600Wx420Dx1750H (mm);
- * 3-Adjustable shelves;
- * Product size: 675Wx465Dx1870H (mm);
- * Packing size: 1850Wx485Dx170H (mm);
- * Net weight: 36kg;



20WP2626S Mesh Board Hook Plane

- * Epoxy Painted coating;
- * Hole Size: 10x10mm;
- * Product size: 657Wx15Dx648H (mm);
- * Packing size (6pcs): 687Wx663Dx140H (mm);
- * Net weight: 3.4kg/1pc;



20WS2618W 26" Wooden Worksurface


- * Rubber wooden;
- * Size: 665Wx455Dx30H (mm);
- * Packing size(2pcs): 695Wx460Dx95H (mm);
- * Net weight: 6.3kg/1pc;

20WS5218W 52" Wooden Worksurface

- * Rubber wooden;
- * Size: 1365Wx455Dx30H (mm);
- * Packing size(2pcs): 1395Wx460Dx95H (mm);
- * Net weight: 12.6kg/1pc;

20WS7818W 78" Wooden Worksurface

- * Rubber wooden;
- * Size: 2005Wx455Dx30H (mm);
- * Packing size(2pcs): 2035Wx460Dx95H (mm);
- * Net weight: 18.9kg/1pc;



20 Series

GARAGE STORAGE UNIT



20WB5218P 52" Workbench

- * Epoxy painted coating;
- * Easy to assemble;
- * Metal worktop with plastic mat;
- * Legs adjustable in height;
- * Loading: 800kg;
- * Product size: 1330Wx450Dx845H (mm);
- * Packing size: 1375Wx470Dx115H (mm);
- * Net weight: 23kg;



20WB5218W 52" Workbench

- * Epoxy painted coating;
- * Easy to assemble;
- * Rubber wooden worktop;
- * Legs adjustable in height;
- * Loading: 800kg;
- * Product size: 1330Wx450Dx870H (mm);
- * Packing size: 1375Wx500Dx130H (mm);
- * Net weight: 24kg;



20WB5218PB 52" Workbench With Hook Plane

- * Epoxy painted coating;
- * Easy to assemble;
- * Metal worktop with plastic mat;
- * Legs adjustable in height;
- * Hook plane hole Size: 10x10mm;
- * Loading: 800kg;
- * Product size: 1330Wx475Dx1525H (mm);
- * Packing size: 1375Wx470Dx150H (mm);
- * Net weight: 31kg;



20WB5218WB 52" Workbench With Hook Plane

- * Epoxy painted coating;
- * Easy to assemble;
- * Rubber wooden worktop;
- * Legs adjustable in height;
- * Loading: 800kg;
- * Product size: 1330Wx475Dx1540H (mm);
- * Packing size: 1375Wx500Dx165H (mm);
- * Net weight: 32kg;

This catalogue supersedes all previous issues.

- In line with KINBOX's policy of continual product improvements to meet user needs and technological developments, all models and sets listed in this catalogue (photographs, specifications, sizes and weights) may be upgraded or discontinued without notice and without any obligation on our part to modify tools or equipment sold previously.

- Sections show tool sets, the contents of which are listed in tables. Tool quantities (Qty) given for each reference indicate the number of items included in the set. Set contents may be revised as product ranges are developed, or subject to availability.